

कॉन/आईआरसी/SE/104/Vol-VII/  
दिनांक: 22.05.2025

**Sub: Outcome of Board Meeting of CONCOR held on 22.05.2025**

The outcome of the above Board meeting are as under:

1. In the Board meeting of the Company held on 22.05.2025 the board of directors have approved the Standalone and Consolidated Financial Statements/results of the company for the year 2024-25. Accordingly, please find enclosed the following as **Annexure-A:**

- a) The Audited Financial Results & Segment wise Revenue, Results & Capital Employed for the quarter and year ended on 31.03.2025, Cash Flow statement for the year and Statement of Assets and liabilities as on 31.03.2025.
- b) The Auditors' Reports on Standalone and Consolidated Financial Statements.
- c) The Declaration regarding Unmodified Opinion on the Standalone and Consolidated Financial Statements.

2. The Board has declared a Final Dividend of Rs.2.00 (40%) per equity share of face value of Rs.5/ each for the year 2024-25. This Final Dividend is in addition to Interim Dividend @40% (i.e. Rs.2.00 per share of Rs.5.00 each), 2<sup>nd</sup> Interim Dividend @65% (i.e. Rs.3.25 per share of Rs.5.00 each) and 3<sup>rd</sup> Interim Dividend @85% (i.e. Rs.4.25 per share of Rs.5.00 each) already paid during the year.

The above final dividend of Rs.2.00 (40%) per equity share is subject to approval of shareholders at the ensuing Thirty Seventh Annual General Meeting of the Company. Pursuant to Regulation 42 of Listing Regulations, the record date to determine the shareholders who will be eligible to receive the final dividend will be 06.06.2025 (Friday). The payment of final dividend, if approved by the Shareholders will be completed with thirty days from the date of Annual General Meeting.

3. The Board has approved issuance of Bonus equity shares in the ratio 1:4 i.e. 1 (One) equity shares of Rs.5.00 each for every 4 (Four) full paid-up equity share of Rs.5.00 each held by the Shareholders of the Company as on the Record Date. The issuance of Bonus Shares is subject to the approval of Shareholders (through Postal Ballot) and other requisite approvals as may be applicable. The Company will inform the "Record Date" for determining the entitlement of the Shareholders to receive Bonus Shares in due course. The requisite details regarding the Bonus Issue of shares, is enclosed as **Annexure-B.**

4. Based on the recommendations of Audit Committee, the Board has approved the appointment of following Chartered Accountant firms as the Internal Auditor of the Company. Their appointment, with the provision of yearly renewal based on performance, is for a period of 3 years commencing from FY 2025-26. The requisite disclosure regarding same is enclosed as **Annexure C**.

| <b>Name of the Firm</b>      | <b>Audit Area</b>                    |
|------------------------------|--------------------------------------|
| M/s J K S S & Associates     | Corporate Office &<br>Area-I (North) |
| M/s Batliboi & Purohit       | Area-II (West)                       |
| M/s Tarun Kandhari & Co. LLP | Area-III (South)                     |
| M/s MAPSS And Company        | Area-IV (East)                       |

Board Meeting started on 22.05.2025 at 15.00 hours and ended at 19.45 hours.

This is for your information and record please.

धन्यवाद ।

|    | Particulars   | STANDALONE              |                            |                         |                         |                         | CONSOLIDATED            |                            |                         |                         |                         |
|----|---|-------------------------|----------------------------|-------------------------|-------------------------|-------------------------|-------------------------|----------------------------|-------------------------|-------------------------|-------------------------|
|    |   | THREE MONTHS ENDED      |                            |                         | TWELVE MONTHS ENDED     |                         | THREE MONTHS ENDED      |                            |                         | TWELVE MONTHS ENDED     |                         |
|    |   | 31/03/2025<br>(AUDITED) | 31/12/2024<br>(UN-AUDITED) | 31/03/2024<br>(AUDITED) | 31/03/2025<br>(AUDITED) | 31/03/2024<br>(AUDITED) | 31/03/2025<br>(AUDITED) | 31/12/2024<br>(UN-AUDITED) | 31/03/2024<br>(AUDITED) | 31/03/2025<br>(AUDITED) | 31/03/2024<br>(AUDITED) |
| 1  | Revenue from operations   | 2,281.37                | 2,201.90                   | 2,317.63                | 8,863.37                | 8,632.49                | 2,287.83                | 2,208.31                   | 2,325.13                | 8,887.02                | 8,653.41                |
| 2  | Other Income  | 143.19                  | 99.49                      | 93.67                   | 465.16                  | 378.27                  | 128.51                  | 95.68                      | 92.74                   | 446.91                  | 370.34                  |
| 3  | <b>Total Income (1+2)</b>   | <b>2,424.56</b>         | <b>2,301.39</b>            | <b>2,411.30</b>         | <b>9,328.53</b>         | <b>9,010.76</b>         | <b>2,416.34</b>         | <b>2,303.99</b>            | <b>2,417.87</b>         | <b>9,333.93</b>         | <b>9,023.75</b>         |
| 4  | <b>Expenses</b>   |                         |                            |                         |                         |                         |                         |                            |                         |                         |                         |
|    | a) Rail freight expenses  | 1,297.46                | 1,261.95                   | 1,343.98                | 5,022.02                | 4,910.09                | 1,297.46                | 1,261.95                   | 1,343.98                | 5,022.02                | 4,910.09                |
|    | b) Other Operating Expenses   | 316.27                  | 284.28                     | 256.72                  | 1,150.31                | 1,071.58                | 312.86                  | 282.07                     | 252.34                  | 1,135.13                | 1,056.14                |
|    | c) Employee benefits expense  | 133.12                  | 123.97                     | 122.83                  | 488.85                  | 462.82                  | 133.33                  | 124.05                     | 122.96                  | 489.27                  | 463.13                  |
|    | d) Finance Costs  | 16.62                   | 17.13                      | 19.00                   | 69.49                   | 65.33                   | 17.47                   | 17.97                      | 20.03                   | 72.90                   | 71.18                   |
|    | e) Depreciation and amortisation expense (Refer note 5)   | 155.18                  | 81.02                      | 160.26                  | 562.84                  | 600.88                  | 160.02                  | 85.49                      | 164.51                  | 581.24                  | 618.61                  |
|    | f) Other expenses   | 101.06                  | 73.44                      | 105.09                  | 303.64                  | 258.44                  | 103.61                  | 75.25                      | 107.65                  | 311.39                  | 266.11                  |
|    | <b>Total expenses</b>   | <b>2,019.71</b>         | <b>1,841.79</b>            | <b>2,007.88</b>         | <b>7,597.15</b>         | <b>7,369.14</b>         | <b>2,024.75</b>         | <b>1,846.78</b>            | <b>2,011.47</b>         | <b>7,611.95</b>         | <b>7,385.26</b>         |
| 5  | <b>Profit before tax (3-4)</b>  | <b>404.85</b>           | <b>459.60</b>              | <b>403.42</b>           | <b>1,731.38</b>         | <b>1,641.62</b>         | <b>391.59</b>           | <b>457.21</b>              | <b>406.40</b>           | <b>1,721.98</b>         | <b>1,638.49</b>         |
| 6  | <b>Exceptional items (Refer note 4)</b>   | -                       | -                          | 7.14                    | 33.32                   | 7.14                    | -                       | -                          | -                       | 33.32                   | -                       |
| 7  | <b>Profit before tax (after Exceptional items)(5-6)</b>   | <b>404.85</b>           | <b>459.60</b>              | <b>396.28</b>           | <b>1,698.06</b>         | <b>1,634.48</b>         | <b>391.59</b>           | <b>457.21</b>              | <b>406.40</b>           | <b>1,688.66</b>         | <b>1,638.49</b>         |
| 8  | <b>Tax expense</b>  |                         |                            |                         |                         |                         |                         |                            |                         |                         |                         |
|    | a) Current tax  | 78.01                   | 92.23                      | 92.63                   | 377.79                  | 398.34                  | 78.09                   | 92.42                      | 92.63                   | 378.06                  | 398.34                  |
|    | b) Deferred tax   | 24.70                   | 23.93                      | 9.11                    | 48.29                   | 5.35                    | 25.81                   | 24.27                      | 12.52                   | 50.90                   | 8.11                    |
|    | c) Tax adjustments for earlier years  | -                       | -                          | -                       | -                       | -                       | -                       | -                          | -                       | -                       | -                       |
| 9  | <b>Profit after tax (7-8)</b>   | <b>302.14</b>           | <b>343.44</b>              | <b>294.54</b>           | <b>1,271.98</b>         | <b>1,230.79</b>         | <b>287.69</b>           | <b>340.52</b>              | <b>301.25</b>           | <b>1,259.70</b>         | <b>1,232.04</b>         |
| 10 | <b>Share of profit(loss) in joint venture entities</b>  |                         |                            |                         |                         |                         | 11.19                   | 26.76                      | 2.94                    | 32.14                   | 16.41                   |
| 11 | <b>Profit for the period (9+10)</b>   | <b>302.14</b>           | <b>343.44</b>              | <b>294.54</b>           | <b>1,271.98</b>         | <b>1,230.79</b>         | <b>298.88</b>           | <b>367.28</b>              | <b>304.19</b>           | <b>1,291.84</b>         | <b>1,248.45</b>         |
| 12 | <b>Other Comprehensive Income</b>   |                         |                            |                         |                         |                         |                         |                            |                         |                         |                         |
|    | A(i) Items that will not be reclassified to profit or loss  |                         |                            |                         |                         |                         |                         |                            |                         |                         |                         |
|    | (a) Remeasurement gains(losses) of defined benefit obligation   | (11.65)                 | 2.24                       | (3.37)                  | (4.93)                  | 9.06                    | (11.66)                 | 2.24                       | (3.37)                  | (4.94)                  | 9.06                    |
|    | (b) Share of OCI in associates and JV, to the extent not to be classified into P&L                          | -                       | -                          | -                       | -                       | -                       | (0.12)                  | 0.01                       | (0.36)                  | (0.28)                  | (0.34)                  |
|    | (c) Fair value changes in Financial Liabilities   | -                       | -                          | -                       | -                       | -                       | (0.01)                  | -                          | -                       | (0.03)                  | (0.03)                  |
|    | (d) Income tax relating to above item   | 2.93                    | (0.56)                     | 0.85                    | 1.24                    | (2.28)                  | 2.95                    | (0.56)                     | 0.97                    | 1.32                    | (2.17)                  |
|    | B(i) Items that will be reclassified to profit or loss  |                         |                            |                         |                         |                         |                         |                            |                         |                         |                         |
|    | (a) Share of OCI in associates and Joint Ventures, to the extent to be classified into profit or loss (net) | -                       | -                          | -                       | -                       | -                       | -                       | -                          | -                       | -                       | -                       |
|    | <b>Total Other Comprehensive Income (net of tax)</b>  | <b>(8.72)</b>           | <b>1.68</b>                | <b>(2.52)</b>           | <b>(3.69)</b>           | <b>6.78</b>             | <b>(8.84)</b>           | <b>1.69</b>                | <b>(2.76)</b>           | <b>(3.93)</b>           | <b>6.52</b>             |
| 13 | <b>Total Comprehensive Income for the period (11+12)</b>  | <b>293.42</b>           | <b>345.12</b>              | <b>292.02</b>           | <b>1,268.29</b>         | <b>1,237.57</b>         | <b>290.04</b>           | <b>368.97</b>              | <b>301.43</b>           | <b>1,287.91</b>         | <b>1,254.97</b>         |
| 14 | <b>Profit attributable to:</b>  |                         |                            |                         |                         |                         |                         |                            |                         |                         |                         |
|    | Owners of the Company   |                         |                            |                         |                         |                         | 298.53                  | 366.65                     | 303.29                  | 1,288.75                | 1,246.95                |
|    | Non-controlling interest  |                         |                            |                         |                         |                         | 0.35                    | 0.63                       | 0.90                    | 3.09                    | 1.50                    |
| 15 | <b>Other Comprehensive Income attributable to:</b>  |                         |                            |                         |                         |                         |                         |                            |                         |                         |                         |
|    | Owners of the Company   |                         |                            |                         |                         |                         | (8.84)                  | 1.69                       | (2.76)                  | (3.92)                  | 6.53                    |
|    | Non-controlling interest  |                         |                            |                         |                         |                         | -                       | -                          | -                       | (0.01)                  | (0.01)                  |
| 16 | <b>Total Comprehensive Income attributable to:</b>  |                         |                            |                         |                         |                         |                         |                            |                         |                         |                         |
|    | Owners of the Company   |                         |                            |                         |                         |                         | 289.69                  | 368.34                     | 300.53                  | 1,284.83                | 1,253.48                |
|    | Non-controlling interest  |                         |                            |                         |                         |                         | 0.35                    | 0.63                       | 0.90                    | 3.08                    | 1.49                    |
| 17 | Paid up equity share capital (Face value of ₹ 5/- per Share)  | 304.65                  | 304.65                     | 304.65                  | 304.65                  | 304.65                  | 304.65                  | 304.65                     | 304.65                  | 304.65                  | 304.65                  |
| 18 | Reserves (excluding Revaluation Reserve)  |                         |                            |                         | 12,044.83               | 11,507.69               |                         |                            |                         | 12,075.54               | 11,521.87               |
| 19 | Earnings per share (of ₹ 5/- each) (not annualised) Refer note 2:   |                         |                            |                         |                         |                         |                         |                            |                         |                         |                         |
|    | (a) Basic (₹)   | 4.96                    | 5.64                       | 4.83                    | 20.88                   | 20.20                   | 4.91                    | 6.03                       | 4.99                    | 21.20                   | 20.49                   |
|    | (b) Diluted (₹)   | 4.96                    | 5.64                       | 4.83                    | 20.88                   | 20.20                   | 4.91                    | 6.03                       | 4.99                    | 21.20                   | 20.49                   |



**Notes:**

1. The above results have been reviewed by Audit Committee and approved by the Board of Directors in its meeting held on 22nd May, 2025. The Statutory Auditors have conducted the audit of the Financial Statements and have expressed an unqualified audit opinion.
2. As per requirement of Ind AS 33, the basic and diluted earnings per share for all the periods presented have been computed on 60,92,94,348 equity shares of ₹ 5/- each.
3. Railways has issued a Master Circular (MC) on Policy for Management of Railway Land on 4th October 2022 by superseding all previous policies/ guidelines in regard to Land Licence Fee (LLF). As per MC, the annual LLF on the existing land will be payable @6% of Market Value (MV) of land with annual escalation of 7%. The MV for this purpose has been taken as industrial rate specified in State(s) and when it is not so specified, then any other rate depending upon use of surrounding land as specified by State/ Revenue Office, has been considered. In view of above MC, the Company has booked LLF amount of ₹ 370.09 crores for the Twelve months ended on 31st March 2025, which is net of past provisions of ₹ 65.54 crores, based on company's own assessment which is not final. Therefore, the Company has not recognised Right of Use(ROU) assets & lease liability for Lands Licensed by Indian Railways.
4. The exceptional item for the Twelve months ended on 31st March 2025, is the amount paid for settlement of disputed claims against the company, including under VIVAD SE VISHWAS-II (Contractual Disputes) scheme of Ministry of Finance, Government of India.
5. Based on useful life of wagons in Railways, the technical advice, experience gained and certification by the manufacturer, the Company has re-assessed the useful life of its asset viz. wagons. Accordingly, during the quarter ended on 31st December 2024, the Company has increased the useful life of its wagons from 15 years to 30 years. This change has resulted in reduction of depreciation of Rs. 79.25 Crores during the quarter ended on 31st December 2024. Resultantly, the amount of depreciation on wagons for the quarter and twelve months period ended on 31st March 2025 is Rs.12.86 crores and Rs.49.61 crores respectively, which is a reduction of Rs. 12.86 crore & Rs.92.11 crore respectively. On account of such changes, the profit before tax has increased by the same amount for quarter & twelve months period ended on 31st March 2025. Considering the regular additions and condemnation (as and when necessary) of such assets in the future periods, it is impracticable to disclose the effect of such change in accounting estimate on future periods.
6. The Subsidiary, Joint working Group and Joint venture Companies considered in the Consolidated Financials Results are as follows:-

| Name of Companies  | Ownership (%)           |
|--|-------------------------|
| <b>a) Subsidiary Companies:-</b>                         | <b>As at 31.03.2025</b> |
| 1. Fresh And Healthy Enterprises Ltd. (wholly owned)     | 100                     |
| 2. CONCOR Air Limited. (wholly owned)                    | 100                     |
| 3. SIDCUL CONCOR Infra Company Ltd.(partly owned)        | 74                      |
| 4. Punjab Logistics Infrastructure Ltd.(partly owned)    | 51                      |
| <b>b) Joint Working Group:-</b>                          |                         |
| 1. HALCON  | 50                      |
| <b>c) Joint Venture Companies:-</b>                      |                         |
| 1. Star Track Terminals Pvt. Ltd.                        | 49                      |
| 2. Transworld Terminals Dadri Private Limited            | 49                      |
| 3. Gateway Terminals India Pvt. Ltd.                     | 26                      |
| 4. Himalayan Terminals Pvt. Ltd. (Foreign Joint Venture) | 40                      |
| 5. India Gateway Terminal Pvt. Ltd.                      | 11.87                   |
| 6. TCI-CONCOR Multimodal Solutions Pvt. Ltd.             | 49                      |
| 7. Container Gateway Limited                             | 49                      |
| 8. Allcargo Logistics Park Pvt. Ltd.                     | 49                      |
| 9. CMA-CGM Logistics Park (Dadri) Pvt. Ltd.              | 49                      |
| 10. Angul Sukinda Railway Ltd.                           | 21.40                   |

7. The Board of Directors has proposed final Dividend of ₹ 2 Per equity share (face value of ₹ 5 per equity share) amounting to ₹ 121.86 Crore.
8. Figures for the quarter ended 31st March, 2025 & quarter ended 31st March, 2024 are the balancing figures between the audited year to date figures for twelve months ended 31st March and the unaudited published figures for the nine months ended 31st December of the respective financial years.
9. The Audited Accounts are subject to review by the Comptroller and Auditor General of India under section 143 (6) of the Companies Act, 2013.
10. Figures for the previous quarter/ period have been regrouped/reclassified, wherever considered necessary.



For &amp; on behalf of the Board of Directors

(Sanjay Swarup)

(Chairman &amp; Managing Director)

(DIN:05159435)

Place: New Delhi


Date : 22nd May, 2025



## SEGMENT WISE REVENUE, RESULTS AND CAPITAL EMPLOYED

(₹ in Crore)

|   | STANDALONE         |                  |                  |                    |                  | CONSOLIDATED       |                  |                  |                    |                  |
|---|--------------------|------------------|------------------|--------------------|------------------|--------------------|------------------|------------------|--------------------|------------------|
|   | THREE MONTHS ENDED |                  |                  | TWELVE MONTH ENDED |                  | THREE MONTHS ENDED |                  |                  | TWELVE MONTH ENDED |                  |
|   | 31/03/2025         | 31/12/2024       | 31/03/2024       | 31/03/2025         | 31/03/2024       | 31/03/2025         | 31/12/2024       | 31/03/2024       | 31/03/2025         | 31/03/2024       |
|   | (AUDITED)          | (UN-AUDITED)     | (AUDITED)        | (AUDITED)          | (AUDITED)        | (AUDITED)          | (UN-AUDITED)     | (AUDITED)        | (AUDITED)          | (AUDITED)        |
| <b>1.SEGMENT REVENUE</b>                                |                    |                  |                  |                    |                  |                    |                  |                  |                    |                  |
| EXIM  | 1,490.77           | 1,389.20         | 1,441.84         | 5,733.32           | 5,553.53         | 1,491.01           | 1,389.36         | 1,442.10         | 5,734.02           | 5,554.33         |
| DOMESTIC  | 790.60             | 812.70           | 875.79           | 3,130.05           | 3,078.96         | 796.82             | 818.95           | 883.03           | 3,153.00           | 3,099.08         |
| UN-ALLOCABLE  | -                  | -                | -                | -                  | -                | -                  | -                | -                | -                  | -                |
| <b>TOTAL</b>  | <b>2,281.37</b>    | <b>2,201.90</b>  | <b>2,317.63</b>  | <b>8,863.37</b>    | <b>8,632.49</b>  | <b>2,287.83</b>    | <b>2,208.31</b>  | <b>2,325.13</b>  | <b>8,887.02</b>    | <b>8,653.41</b>  |
| LESS: INTER SEGMENT REVENUE                             |                    |                  |                  |                    |                  |                    |                  |                  |                    |                  |
| <b>NET SALES/INCOME FROM OPERATIONS</b>                 | <b>2,281.37</b>    | <b>2,201.90</b>  | <b>2,317.63</b>  | <b>8,863.37</b>    | <b>8,632.49</b>  | <b>2,287.83</b>    | <b>2,208.31</b>  | <b>2,325.13</b>  | <b>8,887.02</b>    | <b>8,653.41</b>  |
| <b>2.SEGMENT RESULTS</b>                                |                    |                  |                  |                    |                  |                    |                  |                  |                    |                  |
| PROFIT BEFORE TAX AND INTEREST FROM:                    |                    |                  |                  |                    |                  |                    |                  |                  |                    |                  |
| EXIM  | 298.45             | 350.62           | 326.14           | 1,315.27           | 1,248.63         | 298.45             | 350.68           | 326.15           | 1,315.32           | 1,248.67         |
| DOMESTIC  | 39.33              | 85.64            | 78.63            | 239.11             | 263.56           | 41.82              | 87.76            | 83.32            | 251.30             | 273.90           |
| UN-ALLOCABLE  | -                  | -                | -                | -                  | -                | -                  | -                | -                | -                  | -                |
| <b>TOTAL</b>  | <b>337.78</b>      | <b>436.26</b>    | <b>404.77</b>    | <b>1,554.38</b>    | <b>1,512.19</b>  | <b>340.27</b>      | <b>438.44</b>    | <b>409.47</b>    | <b>1,566.62</b>    | <b>1,522.57</b>  |
| LESS:   |                    |                  |                  |                    |                  |                    |                  |                  |                    |                  |
| (I) INTEREST EXPENDITURE                                | 16.62              | 17.13            | 19.00            | 69.49              | 65.33            | 17.47              | 17.97            | 20.03            | 72.90              | 71.18            |
| (II) EXCEPTIONAL ITEM                                   | -                  | -                | 7.14             | 33.32              | 7.14             | -                  | -                | -                | 33.32              | -                |
| (III) OTHER UN-ALLOCABLE EXPENDITURE                    |                    |                  |                  |                    |                  |                    |                  |                  |                    |                  |
| NET OFF UNALLOCABLE INCOME                              | (83.69)            | (40.47)          | (17.65)          | (246.49)           | (194.76)         | (79.98)            | (63.50)          | (19.90)          | (260.40)           | (203.51)         |
| <b>TOTAL PROFIT BEFORE TAX</b>                          | <b>404.85</b>      | <b>459.60</b>    | <b>396.28</b>    | <b>1,698.06</b>    | <b>1,634.48</b>  | <b>402.78</b>      | <b>483.97</b>    | <b>409.34</b>    | <b>1,720.80</b>    | <b>1,654.90</b>  |
| <b>3.CAPITAL EMPLOYED</b>                               |                    |                  |                  |                    |                  |                    |                  |                  |                    |                  |
| (SEGMENT ASSETS-SEGMENT LIABILITIES)                    |                    |                  |                  |                    |                  |                    |                  |                  |                    |                  |
| EXIM  | 2,629.45           | 2,616.54         | 2,592.21         | 2,629.45           | 2,592.21         | 2,632.77           | 2,623.08         | 2,595.76         | 2,632.77           | 2,595.76         |
| DOMESTIC  | 2,998.73           | 2,753.39         | 2,433.65         | 2,998.73           | 2,433.65         | 3,340.27           | 3,088.11         | 2,732.73         | 3,340.27           | 2,732.73         |
| CAPITAL EMPLOYED IN SEGMENTS                            | <b>5,628.18</b>    | <b>5,369.93</b>  | <b>5,025.86</b>  | <b>5,628.18</b>    | <b>5,025.86</b>  | <b>5,973.04</b>    | <b>5,711.19</b>  | <b>5,328.49</b>  | <b>5,973.04</b>    | <b>5,328.49</b>  |
| ADD:  |                    |                  |                  |                    |                  |                    |                  |                  |                    |                  |
| UNALLOCABLE CORPORATE ASSETS LESS CORPORATE LIABILITIES | 5,362.46           | 5,564.48         | 5,380.60         | 5,362.46           | 5,380.60         | 5,361.61           | 5,565.92         | 5,408.82         | 5,361.61           | 5,408.82         |
| <b>TOTAL</b>  | <b>10,990.64</b>   | <b>10,934.41</b> | <b>10,406.46</b> | <b>10,990.64</b>   | <b>10,406.46</b> | <b>11,334.65</b>   | <b>11,277.11</b> | <b>10,737.31</b> | <b>11,334.65</b>   | <b>10,737.31</b> |
| <b>4.SEGMENT ASSETS</b>                                 |                    |                  |                  |                    |                  |                    |                  |                  |                    |                  |
| EXIM  | 3,831.24           | 3,834.18         | 3,824.52         | 3,831.24           | 3,824.52         | 3,834.67           | 3,840.88         | 3,828.25         | 3,834.67           | 3,828.25         |
| DOMESTIC  | 3,523.44           | 3,261.83         | 3,028.57         | 3,523.44           | 3,028.57         | 3,923.84           | 3,659.07         | 3,412.95         | 3,923.84           | 3,412.95         |
| UNALLOCABLE   | 5,565.99           | 5,733.74         | 5,605.94         | 5,565.99           | 5,605.94         | 5,565.43           | 5,735.31         | 5,607.63         | 5,565.43           | 5,607.63         |
| <b>TOTAL SEGMENT ASSETS</b>                             | <b>12,920.67</b>   | <b>12,829.75</b> | <b>12,459.03</b> | <b>12,920.67</b>   | <b>12,459.03</b> | <b>13,323.94</b>   | <b>13,235.26</b> | <b>12,848.83</b> | <b>13,323.94</b>   | <b>12,848.83</b> |
| <b>5.SEGMENT LIABILITIES</b>                            |                    |                  |                  |                    |                  |                    |                  |                  |                    |                  |
| EXIM  | 1,201.79           | 1,217.64         | 1,232.31         | 1,201.79           | 1,232.31         | 1,201.90           | 1,217.80         | 1,232.49         | 1,201.90           | 1,232.49         |
| DOMESTIC  | 524.71             | 508.44           | 594.92           | 524.71             | 594.92           | 583.57             | 570.96           | 680.22           | 583.57             | 680.22           |
| UNALLOCABLE   | 203.53             | 169.26           | 225.34           | 203.53             | 225.34           | 203.82             | 169.39           | 198.81           | 203.82             | 198.81           |
| <b>TOTAL SEGMENT LIABILITIES</b>                        | <b>1,930.03</b>    | <b>1,895.34</b>  | <b>2,052.57</b>  | <b>1,930.03</b>    | <b>2,052.57</b>  | <b>1,989.29</b>    | <b>1,958.15</b>  | <b>2,111.52</b>  | <b>1,989.29</b>    | <b>2,111.52</b>  |




## Statement of Assets and Liabilities

(₹ in Crore)

|   | Particulars  | STANDALONE               |                          | CONSOLIDATED             |                          |
|---|--|--------------------------|--------------------------|--------------------------|--------------------------|
|   |  | As at<br>31st March 2025 | As at<br>31st March 2024 | As at<br>31st March 2025 | As at<br>31st March 2024 |
|   |  | Audited                  | Audited                  | Audited                  | Audited                  |
| A | ASSETS   |                          |                          |                          |                          |
| 1 | Non-Current Assets   |                          |                          |                          |                          |
|   | (a) Property Plant and Equipment   | 6,295.28                 | 5,717.77                 | 6,574.47                 | 6,012.16                 |
|   | (b)Capital work-in-progress  | 845.97                   | 878.15                   | 845.97                   | 878.33                   |
|   | (c) Other Intangible assets  | 3.99                     | 2.59                     | 4.00                     | 2.60                     |
|   | (d) Intangible assets under development  | 8.36                     | 14.32                    | 8.36                     | 14.32                    |
|   | (e) Financial Assets   |                          |                          |                          |                          |
|   | - Investments  | 1,223.57                 | 1,333.57                 | 1,009.44                 | 1,110.37                 |
|   | - Loans  | 54.50                    | 45.55                    | 54.50                    | 45.55                    |
|   | - Other financial Assets   | 47.83                    | 69.26                    | 48.59                    | 70.02                    |
|   | (f) Deferred tax asset(net)  | 25.27                    | 72.31                    | 32.49                    | 82.15                    |
|   | (g) Non-current tax assets   | 86.27                    | 309.07                   | 86.57                    | 310.09                   |
|   | (h) Other non-current assets   | 962.23                   | 1,225.58                 | 968.26                   | 1,229.79                 |
|   | Sub Total-Non Current Assets   | 9,553.27                 | 9,668.17                 | 9,632.65                 | 9,755.38                 |
| 2 | Current Assets   |                          |                          |                          |                          |
|   | (a) Inventories  | 49.65                    | 49.94                    | 49.93                    | 50.22                    |
|   | (b) Financial Assets   |                          |                          |                          |                          |
|   | -Investments   | 110.00                   | -                        | 110.00                   | -                        |
|   | -Trade receivables   | 394.36                   | 329.45                   | 399.98                   | 333.63                   |
|   | - Cash and cash equivalents  | 344.88                   | 189.82                   | 362.32                   | 193.47                   |
|   | -Other bank balances   | 3,217.31                 | 3,049.06                 | 3,300.78                 | 3,100.92                 |
|   | -Loans   | 16.16                    | 15.46                    | 16.16                    | 15.46                    |
|   | - Other financial assets   | 238.11                   | 213.95                   | 240.63                   | 235.29                   |
|   | (c ) Current tax assets  | -                        | -                        | 2.50                     | 1.69                     |
|   | (d) Other current assets   | 355.77                   | 349.06                   | 360.92                   | 355.29                   |
|   | Sub Total-Current Assets   | 4,726.24                 | 4,196.74                 | 4,843.22                 | 4,285.97                 |
|   | TOTAL -ASSETS  | 14,279.51                | 13,864.91                | 14,475.87                | 14,041.35                |
| B | EQUITY AND LIABILITIES   |                          |                          |                          |                          |
| 1 | Equity   |                          |                          |                          |                          |
|   | (a) Equity Share capital   | 304.65                   | 304.65                   | 304.65                   | 304.65                   |
|   | (b) Other Equity   | 12,044.83                | 11,507.69                | 12,075.54                | 11,521.87                |
|   | Sub Total-Equity   | 12,349.48                | 11,812.34                | 12,380.19                | 11,826.52                |
| 2 | Non-Controlling Interests  |                          |                          | 106.39                   | 103.31                   |
| 3 | Non-Current Liabilities  |                          |                          |                          |                          |
|   | (a) Financial Liabilities  |                          |                          |                          |                          |
|   | (i)Borrowings  | -                        | -                        | 24.25                    | 24.22                    |
|   | (ia)Lease liabilities  | 659.41                   | 722.68                   | 681.93                   | 746.11                   |
|   | (ii) Other financial liabilities   | 9.04                     | 13.66                    | 9.04                     | 13.68                    |
|   | (b) Provisions   | 91.87                    | 78.98                    | 92.09                    | 79.16                    |
|   | (c) Deferred tax liabilities (Net)   | -                        | -                        | -                        | -                        |
|   | (d) Other non-current liabilities  | 0.66                     | 0.81                     | 2.25                     | 2.65                     |
|   | Sub Total-Non Current Liabilities  | 760.98                   | 816.13                   | 809.56                   | 865.82                   |
| 4 | Current Liabilities:   |                          |                          |                          |                          |
|   | (a) Financial Liabilities  |                          |                          |                          |                          |
|   | (i)Borrowings  | -                        | -                        | -                        | 2.01                     |
|   | (ia)Lease liabilities  | 154.08                   | 165.30                   | 155.28                   | 166.36                   |
|   | (ii) Trade payables  |                          |                          |                          |                          |
|   | (A) Total outstanding dues of micro enterprise and small enterprises                       | 13.68                    | 11.48                    | 13.86                    | 11.87                    |
|   | (B) Total outstanding dues of creditors other than micro enterprises and small enterprises | 214.41                   | 276.05                   | 210.44                   | 269.14                   |
|   | (iii) Other financial liabilities  | 313.36                   | 275.07                   | 324.97                   | 285.45                   |
|   | (b) Current tax liabilities  | -                        | -                        | -                        | -                        |
|   | (c ) Other current liabilities   | 412.40                   | 437.40                   | 414.03                   | 439.71                   |
|   | (d) Provisions   | 61.12                    | 71.14                    | 61.15                    | 71.16                    |
|   | Sub Total-Current Liabilities  | 1,169.05                 | 1,236.44                 | 1,179.73                 | 1,245.70                 |
|   | TOTAL-EQUITY AND LIABILITIES   | 14,279.51                | 13,864.91                | 14,475.87                | 14,041.35                |



सं. स्व. ५

CONTAINER CORPORATION OF INDIA LIMITED (CIN: L63011DL1988GOI030915)  
Standalone Statement of Cash Flows for the year ended 31st March, 2025

(in Indian Rupees crore, unless otherwise stated)

|           | Particulars  | Year ended March<br>31, 2025 | Year ended March<br>31, 2024 |
|-----------|--|------------------------------|------------------------------|
| <b>A.</b> | <b>Cash flow from operating activities:</b>                        |                              |                              |
|           | Net profit before tax  | 1,698.06                     | 1,634.48                     |
|           | Adjustments for:   |                              |                              |
|           | Depreciation and amortisation                                      | 562.84                       | 600.88                       |
|           | Amortisation of leasehold land                                     | -                            | 2.70                         |
|           | Provision for impairment of investment in subsidiaries             | -                            | 6.11                         |
|           | Amortisation of registration fees                                  | 2.63                         | 2.62                         |
|           | Interest income  | (393.62)                     | (308.12)                     |
|           | Dividend income  | (25.31)                      | (14.11)                      |
|           | Profit on sale of property, plant and equipment                    | (10.19)                      | (1.53)                       |
|           | Guarantee Income   | -                            | (0.38)                       |
|           | Interest expenses  | 69.49                        | 65.33                        |
|           | Project expenses written off                                       | 0.25                         | -                            |
|           | Loss on sale of property, plant and equipment                      | 0.14                         | 0.18                         |
|           | Bad debts written off  | -                            | -                            |
|           | Investment Written off   | -                            | 1.03                         |
|           | <b>Provision for:</b>  |                              |                              |
|           | Doubtful Debts   | 0.54                         | 0.05                         |
|           | Obsolete Stores  | -                            | -                            |
|           | <b>Operating Profit before Working Capital changes</b>             | <b>1,904.83</b>              | <b>1,989.24</b>              |
|           | <b>Adjustments for changes in Working Capital :</b>                |                              |                              |
|           | - Increase / (decrease) in trade payables                          | (59.44)                      | (89.49)                      |
|           | - Increase / (decrease) in other current financial liabilities     | 27.06                        | 35.35                        |
|           | - Increase / (decrease) in current provisions                      | (10.02)                      | 2.17                         |
|           | - Increase / (decrease) in non current provisions                  | 7.96                         | 13.38                        |
|           | - Increase / (decrease) in other current liabilities               | (25.00)                      | (30.87)                      |
|           | - Increase / (Decrease) in other non current liabilities           | (0.15)                       | 0.12                         |
|           | - (Decrease) / increase in other non current financial liabilities | 40.25                        | 164.89                       |
|           | - Decrease / (Increase) in trade receivables                       | (65.45)                      | (116.40)                     |
|           | - Decrease / (increase) in inventories                             | 0.29                         | (12.76)                      |
|           | - Decrease / (increase) in non current loans                       | (8.95)                       | (4.26)                       |
|           | - Decrease / (Increase) in current loans                           | (0.70)                       | (1.27)                       |
|           | - Decrease / (increase) in other current financial Assets          | (10.10)                      | (38.84)                      |
|           | - Decrease / (increase) in other current assets                    | (9.33)                       | 105.48                       |
|           | - Decrease / (Increase) other non current financial Assets         | 21.39                        | 9.31                         |
|           | - Decrease / (Increase) ROU Assets                                 | (99.08)                      | (228.91)                     |
|           | - Decrease / (Increase) in other non current assets                | 106.65                       | (2.51)                       |
|           | <b>Cash generated from operating activities</b>                    | <b>1,820.21</b>              | <b>1,794.63</b>              |
|           | Income taxes paid  | (155.00)                     | (425.48)                     |
|           | <b>Net cash from operating activities</b>                          | <b>1,665.21</b>              | <b>1,369.15</b>              |



सं. २७२५



|           |   |                 |                 |
|-----------|---|-----------------|-----------------|
| <b>B.</b> | <b>Cash flow from Investing activities:</b>   |                 |                 |
|           | Payment made for Property plant and equipment   | (902.86)        | (726.85)        |
|           | Earmarked deposits placed with banks  | (28.25)         | (19.67)         |
|           | Investment in term deposits with maturity 3 to 12 months  | (140.00)        | (290.00)        |
|           | Acquisition of Intangible assets  | (8.07)          | (0.79)          |
|           | Addition in Capital work in progress  | 31.93           | (65.38)         |
|           | Acquisition of Intangible assets under development  | 5.96            | (0.62)          |
|           | Proceeds from sale of property plant and equipment  | 35.00           | 11.98           |
|           | Financial assets(Investment in Bonds/Equity shares)   | -               | 101.81          |
|           | Interest received   | 384.92          | 292.24          |
|           | Dividend received   | 19.99           | 14.11           |
|           | <b>Net cash generated from /(used in) Investing activities</b>  | <b>(601.38)</b> | <b>(683.17)</b> |
| <b>C.</b> | <b>Cash flow from Financing Activities:</b>   |                 |                 |
|           | Dividend paid   | (731.14)        | (670.21)        |
|           | Payment of Lease liability  | (177.45)        | (134.30)        |
|           | Interest paid   | (0.18)          | (0.14)          |
|           | Corporate dividend tax paid   | -               | -               |
|           | <b>Net cash generated from /(used in) financing activities</b>  | <b>(908.77)</b> | <b>(804.65)</b> |
|           | <b>Net Increase/ (Decrease) in cash &amp; cash equivalents</b>  | <b>155.06</b>   | <b>(118.67)</b> |
|           | <b>Cash and cash equivalents as at 1st April (Opening Balance)</b>  | <b>189.82</b>   | <b>308.49</b>   |
|           |   |                 |                 |
|           | <b>Cash and cash equivalents as at 31st March (Closing Balance)</b>   | <b>344.88</b>   | <b>189.82</b>   |
|           |   |                 |                 |
| Note :    |   |                 |                 |
| 1         | The above Statement of Cash flows has been prepared in accordance with the "Indirect Method" prescribed in the Indian Accounting Standard(Ind AS)-7 on "Statement of Cash Flows". |                 |                 |
| 2         | Cash and Bank balances included in the cash flow statement comprise the following:  |                 |                 |
|           | <b>Cash and cash equivalents comprise</b>   |                 |                 |
|           | Cash & cheques in hand  | 0.41            | 1.91            |
|           | <b>Balance with banks</b>   |                 |                 |
|           | in current accounts   | 24.37           | 61.61           |
|           | in Flexi Fixed Deposit Accounts   | 320.10          | 126.30          |
|           | in deposit accounts with original maturity upto 3 months  | -               | -               |
|           |   | <b>344.88</b>   | <b>189.82</b>   |

**For HEM SANDEEP & CO.**

Chartered Accountants

FRN-009907N

*[Signature]*

Priyank Varshney

Partner

Membership no.421308

Place: New Delhi

Date: 22nd May, 2025



**For and on behalf  
of the Board of  
Directors**

*[Signature]* 22.5.25

(Sanjay Swarup)

(Chairman & Managing Director)

(DIN:05159435)



CONTAINER CORPORATION OF INDIA LIMITED (CIN: L63011DL1988GOI030915)

Consolidated Statement of Cash Flows for the year ended 31st March, 2025

(in Indian Rupees crore, unless otherwise stated)

|           | Particulars   | Year ended March<br>31, 2025 | Year ended<br>March 31, 2024 |
|-----------|---|------------------------------|------------------------------|
| <b>A.</b> | <b>Cash flow from operating activities:</b>   |                              |                              |
|           | Net profit before tax   | 1,720.80                     | 1,654.90                     |
|           | <b>Adjustments for:</b>   |                              |                              |
|           | Share of profit related to joint venture  | (32.14)                      | (16.41)                      |
|           | Interest Income   | (400.44)                     | (312.69)                     |
|           | Amortisation of Grant income  | (0.26)                       | (0.26)                       |
|           | Profit on sale of capital assets (net of loss on assets sold /<br>scrapped / written off) | (10.19)                      | (1.53)                       |
|           | Depreciation  | 574.57                       | 616.34                       |
|           | Amortisation of intangible assets   | 6.67                         | 2.27                         |
|           | Finance cost  | 72.90                        | 71.18                        |
|           | Loss on sale of property, plant and equipment   | 0.14                         | 0.19                         |
|           | Project expenses written off  | 0.25                         | -                            |
|           | Amortisation of leasehold land  | -                            | 2.70                         |
|           | Amortisation of registration fees   | 2.67                         | 2.66                         |
|           | Bad debts written off   | -                            | -                            |
|           | <b>Provision for:</b>   |                              |                              |
|           | Doubtful Debts  | 0.55                         | 0.05                         |
|           | Obsolete Assets   | -                            | -                            |
|           | Obsolete Stores   | -                            | -                            |
|           |   |                              |                              |
|           | <b>Operating Profit before Working Capital changes</b>                                    | <b>1,935.52</b>              | <b>2,019.40</b>              |
|           | <b>Adjustments for changes in Working Capital :</b>                                       |                              |                              |
|           |   |                              |                              |
|           | - Increase/(decrease) in trade payables   | (56.71)                      | (101.11)                     |
|           | - Increase/(decrease) other current financial liabilities                                 | 27.46                        | 33.36                        |
|           | - Increase/(decrease) in current provisions   | (10.01)                      | 2.17                         |
|           | - Increase/(decrease) in non current provisions   | 7.99                         | 13.40                        |
|           | - Increase/(decrease) in other non current liabilities                                    | (0.40)                       | (0.14)                       |
|           | - Increase/(decrease) in other current liabilities  | (25.42)                      | (32.29)                      |
|           | - Increase/(decrease) other non current financial liabilities                             | 40.14                        | 167.42                       |
|           | - Decrease/(Increase) in trade receivables  | (66.90)                      | (117.68)                     |
|           | -Decrease/ (Increase) in inventories  | 0.29                         | (13.04)                      |
|           | - Decrease/(increase) in non current loans  | (8.95)                       | (4.26)                       |
|           | - Decrease/(increase) in current loans  | (0.70)                       | (1.27)                       |
|           | - Decrease/(Increase) in other current financial Assets                                   | 3.54                         | (49.48)                      |
|           | -Decrease/ (Increase) in other current assets   | (8.30)                       | 106.41                       |
|           | -Decrease/ (Increase) in other non current financial Assets                               | 21.39                        | 21.87                        |
|           | -Decrease / (Increase) ROU Assets   | (99.15)                      | (231.71)                     |
|           | - Decrease/(Increase) in other non current assets   | 107.02                       | (1.94)                       |
|           |   |                              |                              |
|           | <b>Cash generated from operating activities</b>   | <b>1,866.81</b>              | <b>1,811.11</b>              |
|           |   |                              |                              |
|           | Income taxes paid   | (155.27)                     | (424.31)                     |
|           |   |                              |                              |
|           | <b>Net cash from operating activities</b>   | <b>1,711.54</b>              | <b>1,386.80</b>              |



सं. २७५५

|           |   |                 |                 |
|-----------|---|-----------------|-----------------|
| <b>B.</b> | <b>Cash flow from Investing activities:</b>   |                 |                 |
|           | Payment made for Property plant and equipment   | (908.27)        | (740.85)        |
|           | Earmarked deposits placed with banks  | (28.25)         | (19.67)         |
|           | Investment in term deposits with maturity 3 to 12 months  | (171.61)        | (322.87)        |
|           | Acquisition of Intangible assets  | (8.07)          | (0.79)          |
|           | Addition in Capital work in progress  | 32.13           | (55.67)         |
|           | Acquisition of Intangible assets under development  | 5.96            | (0.62)          |
|           | Proceeds from sale of property plant and equipment  | 35.10           | 11.98           |
|           | Financial assets(Investment in Bonds/Equity shares)   | 22.79           | 136.20          |
|           | Interest received   | 391.59          | 295.32          |
|           | <b>Net cash generated from /(used in) Investing activities</b>  | <b>(628.63)</b> | <b>(696.97)</b> |
| <b>C.</b> | <b>Cash flow from Financing Activities:</b>   |                 |                 |
|           | Dividend paid   | (731.14)        | (670.22)        |
|           | Payment of Lease liability  | (180.42)        | (137.05)        |
|           | Interest paid   | (0.49)          | (3.54)          |
|           | Corporate dividend tax paid   | -               | -               |
|           | Repayments of borrowings  | (2.01)          | (29.29)         |
|           | <b>Net cash generated from /(used in) financing activities</b>  | <b>(914.06)</b> | <b>(840.10)</b> |
|           | <b>Net Increase/ (Decrease) in cash &amp; cash equivalents</b>  | <b>168.85</b>   | <b>(150.27)</b> |
|           | <b>Cash and cash equivalents as at 1st April (Opening Balance)</b>  | <b>193.47</b>   | <b>343.74</b>   |
|           | <b>Cash and cash equivalents as at 31st March (Closing Balance)</b>   | <b>362.32</b>   | <b>193.47</b>   |
| Note :    | The above Statement of Cash flows has been prepared in accordance with the "Indirect Method" prescribed in the Indian Accounting Standard(Ind AS)-7 on "Statement of Cash Flows". |                 |                 |
| 2         | Cash and Bank balances included in the cash flow statement comprise the following:  |                 |                 |
|           | <b>Cash and cash equivalents comprise</b>   |                 |                 |
|           | Cash & cheques in hand  | 0.42            | 1.92            |
|           | <b>Balance with banks</b>   |                 |                 |
|           | in current accounts   | 29.87           | 63.15           |
|           | in Flexi Fixed Deposit Accounts   | 320.10          | 126.30          |
|           | in deposit accounts with original maturity upto 3 months  | 11.93           | 2.10            |
|           |   | <b>362.32</b>   | <b>193.47</b>   |

For HEM SANDEEP & CO.

Chartered Accountants

FRN-009907N

Priyank Varshney  
Partner  
Membership no.421308  
Place: New Delhi  
Date: 22nd May, 2025



For and on behalf of the  
Board of Directors

सेनय स्वल्प/22.5.25

(Sanjay Swarup)  
(Chairman & Managing Director)  
(DIN:05159435)

|  |   |
|--|---|
| <b>HEM SANDEEP &amp; CO.<br/>CHARTERED ACCOUNTANTS</b>   | 1961, KATRA KHUSHAL RAI,<br>KINARI BAZAR, CHANDNI CHOWK<br>DELHI-110006 |
| E-MAIL: <a href="mailto:Hemsandeep@yahoo.com">Hemsandeep@yahoo.com</a><br><a href="mailto:Hemsandeep@rediffmail.com">Hemsandeep@rediffmail.com</a> | PH: 011-47551961  |

**INDEPENDENT AUDITOR'S REPORT ON THE STANDALONE FINANCIAL RESULTS OF CONTAINER CORPORATION OF INDIA LIMITED PURSUANT TO THE REGULATION 33 AND REGULATION 52 OF THE SEBI (LISTING OBLIGATIONS AND DISCLOSURES REQUIREMENTS) REGULATIONS 2015**

To,

The Board of Directors,  
Container Corporation of India Limited,  
New Delhi

**Report on the Audit of Standalone Financial Results**

**Opinion**

We have audited the accompanying standalone financial results of CONTAINER CORPORATION OF INDIA LIMITED ("the Company") for the quarter and year ended March 31,2025, attached herewith ("The Statement") being submitted by the Company pursuant to the requirement of Regulation 33 and 52 of the SEBI (Listing Obligation and Disclosure Requirements) Regulations, 2015 as amended ("the Listing Regulations").

In our opinion and to the best of our information and according to the explanations given to us, the Statement:

- is presented in accordance with the requirements of Regulation 33 and 52 of the Listing Regulations and
- gives a true and fair view in conformity with the recognition and measurement principles laid down in the Indian Accounting Standard ("IND AS") prescribed and other accounting principles generally accepted in India, of the net profit and total comprehensive income and other financial income of the company for the quarter and year ended March 31,2025

**Basis of Opinion**

We conducted our audit of standalone financial results in accordance with the Standards on Auditing (SAs) specified under section 143(10) of the Companies Act, 2013("the Act"). Our responsibilities under those Standards are further described in the Auditor's Responsibilities for the Audit of the Standalone Financial results section of our report. We are independent of the Company in accordance with the Code of Ethics issued by the Institute of Chartered Accountants of India ("ICAI") together with the ethical requirements that are relevant to our audit of the standalone financial Results for the quarter and year ended March 31st,2025 under the provisions of the Act and the Rules made there under and we have fulfilled our other ethical responsibilities in accordance with these requirements and ICAI's Code of Ethics. We believe that the audit evidence we have obtained is sufficient and appropriate to provide a basis for our opinion.





## Emphasis of Matters

We draw the attention to:

- a) Refer Note no. 30, 39 and 51, which describe payment of Land License Fee to Indian Railways for land leased to it on the basis of company assessment in line with Master circular dated 04.10.2022 issued by Indian Railway and is not final. In view of the uncertainty of the lease terms, No Right of Use (ROU) has been assessed as required under Ind AS 116.
- b) Refer Note no. 12 of the financial statements, which discloses trade receivables of ₹24.56 crore that have remained outstanding for more than three years. The management has made a provision for doubtful debts amounting to ₹4.84 crore. No provision has been made for the remaining ₹19.72 crore, which includes ₹6.52 crore from certain parties against whom the company has initiated legal proceedings. The ultimate outcome of these litigations remains uncertain.
- c) Balances of Sundry Debtors, Sundry Creditors, advances etc. to/from parties including Railways shown in financial statements are subject to confirmation/reconciliation as referred to Note no. 68(a). These balances include outstanding for more than three years. The effect of the same is not ascertainable

Our opinion is not modified in respect of above matters.

## Key Audit Matters

Key audit matters are those matters that, in our professional judgment, were of most significance in our audit of the financial statements of the current year ended 31st March 2025.

We have determined that there are no key audit matters to communicate in our report

## Management Responsibilities for the Standalone Financial Results

This Statement, which is the responsibility of the Company's Management and approved by the Board of Directors, has been prepared on the basis of the related Standalone Financial Statements of the Company. The Company's Board of Directors are responsible for the preparation and presentation of the Standalone Financial Results that give a true and fair view of the net profit and other comprehensive income and other financial information in accordance with the recognition and measurement principles laid down in Indian Accounting Standard prescribed under Section 133 of the Act, read with relevant rules issued there under and other accounting principles generally accepted in India and In compliance with Regulation 33 and Regulation 52 of the Listing Regulations. This responsibility also includes maintenance of adequate accounting records in accordance with the provisions of the Act for safeguarding the assets of the Company and for preventing and detecting frauds and other Irregularities; selection and application of appropriate accounting policies; making judgments and estimates that are reasonable and prudent; and the design, Implementation and maintenance of adequate internal financial controls that were operating effectively for ensuring the accuracy and completeness of the accounting records, relevant to the preparation and presentation of the Standalone Financial Results that give a true and fair view and are free from material misstatement, whether due to fraud or error.

In preparing the Standalone Financial Results, the Board of Directors are responsible for assessing the Company's ability to continue as a going concern, disclosing, as applicable, matters related to going concern and using the going concern basis of accounting unless the Board of Directors either intends to liquidate the Company or to cease operations, or has no realistic alternative but to do so.

The Board of Directors are also responsible for overseeing the Company's financial reporting process.





## Auditor's Responsibilities for the Audit of the Financial Results

Our objectives are to obtain reasonable assurance about whether the financial results as a whole are free from material misstatement, whether due to fraud or error, and to issue an auditor's report that includes our opinion. Reasonable assurance is a high level of assurance, but is not a guarantee that an audit conducted in accordance with SAs will always detect a material misstatement when it exists. Misstatements can arise from fraud or error and are considered material if, individually or in the aggregate, they could reasonably be expected to influence the economic decisions of users taken on the basis of these standalone financial results.

As part of an audit in accordance with SAs, we exercise professional judgment and maintain professional skepticism throughout the audit. We also:

- a) Identify and assess the risks of material misstatement of the financial results, whether due to fraud or error, design and perform audit procedures responsive to those risks, and obtain audit evidence that is sufficient and appropriate to provide a basis for our opinion. The risk of not detecting a material misstatement resulting from fraud is higher than for one resulting from error, as fraud may involve collusion, forgery, intentional omissions, misrepresentations, or the override of internal control.
- b) Obtain an understanding of internal control relevant to the audit in order to design audit procedures that are appropriate in the circumstances. Under Section 143(3)(i) of the Act, we are also responsible for expressing our opinion on whether the company has adequate Internal Financial Controls with reference to standalone financial statement in place and the operating effectiveness of such controls.
- c) Evaluate the appropriateness of accounting policies used and the reasonableness of accounting estimates and related disclosures made by the Board of Directors.
- d) Evaluate the appropriateness and reasonableness of disclosures made by the board of Directors in terms of the requirements specified under regulations 33 of the Listing Regulations.
- e) Conclude on the appropriateness of the Board of Directors' use of the going concern basis of accounting and based on the audit evidence obtained, whether a material uncertainty exists related to events or conditions that may cast significant doubt on the Company's ability to continue as a going concern. If we conclude that a material uncertainty exists, we are required to draw attention in our auditor's report to the related disclosures in the financial results or, if such disclosures are inadequate, to modify our opinion. Our conclusions are based on the audit evidence obtained up to the date of our auditor's report. However, future events or conditions may cause the Company to cease to continue as a going concern.
- f) Evaluate the overall presentation, structure and content of the standalone financial results, including the disclosures, and whether the financial results represent the underlying transactions and events in a manner that achieves fair presentation.
- g) Obtain sufficient appropriate audit evidence regarding the financial Results of the Company to express an opinion on the standalone financial Results.

We communicate with those charged with governance regarding, among other matters, the planned scope and timing of the audit and significant audit findings, including any significant deficiencies in internal control that we identify during our audit.

We also provide those charged with governance with a statement that we have complied with relevant ethical requirements regarding independence, and to communicate with them all relationships and other matters that may reasonably be thought to bear on our independence, and where applicable, related safeguards.



### Other Regulatory Matters


We draw attention to the fact that the position of Independent Director remained vacant during the period from November 9<sup>th</sup>, 2024 to March 31<sup>st</sup>, 2025. Consequently, the Company did not have any Independent Directors on its Board during this period, which is not in compliance with the provisions of Section 149(4) of the Companies Act, 2013 and the applicable requirements under the SEBI (Listing Obligations and Disclosure Requirements) Regulations, 2015.



**For Hem Sandeep & Co.**

Chartered Accountants

FRN: 009907N

  
CA Priyank Varshney

Partner

M. No. 421308

UDIN: 25421308BMNXKW2592

Place: Delhi

Date: May 22<sup>nd</sup>, 2025



|  |   |
|--|---|
| <b>HEM SANDEEP &amp; CO.<br/>CHARTERED ACCOUNTANTS</b>   | 1961, KATRA KHUSHAL RAI,<br>KINARI BAZAR, CHANDNI CHOWK<br>DELHI-110006 |
| E-MAIL: <a href="mailto:hemsandeep@yahoo.com">hemsandeep@yahoo.com</a><br><a href="mailto:hemsandeep@rediffmail.com">hemsandeep@rediffmail.com</a> | PH: 011-47551961  |

**INDEPENDENT AUDITOR'S REPORT ON THE CONSOLIDATED FINANCIAL RESULTS OF CONTAINER CORPORATION OF INDIA LIMITED PURSUANT TO THE REGULATION 33 AND REGULATION 52 OF THE SEBI (LISTING OBLIGATIONS AND DISCLOSURES REQUIREMENTS) REGULATIONS 2015**

To,  
The Board Directors,  
Container Corporation of India Limited  
New Delhi

**Report on the Audit of Consolidated Financial Results**

**Opinion**

We have audited the accompanying Consolidated financial results ("The Statement") of **CONTAINER CORPORATION OF INDIA LIMITED** ("the Company") and its Subsidiaries (the company and its Subsidiaries together referred to as the "Group"), and Joint Venture Companies for the quarter and year ended March 31<sup>st</sup>, 2025 being submitted by the Company pursuant to the requirement of Regulation 33 and 52 of the SEBI (Listing Obligation and Disclosure Requirements) Regulations, 2015 as amended ("the Listing Regulations").

In our opinion and to the best of our information and according to the explanations given to us, and based on the consideration of the reports of the other auditors on separate financial statements/information of Subsidiaries and Joint Ventures, the aforesaid consolidated financial results:

- includes the annual financial results of the entities attached as Annexure-1 to this report
- are presented in accordance with the requirements of Regulation 33 and Regulation 52 of the Listing Regulations in this regard: read with SEBI circular no. CIR/CFD/CMD1/80/2019 dated July 19<sup>th</sup>, 2019, as amended; and
- gives a true and fair view, in conformity with the applicable Indian Accounting Standards, other accounting principles generally accepted in India, of the consolidated net profit and other comprehensive income and other financial information of the Group for quarter and year ended on 31<sup>st</sup> March 2025.

**Basis for Opinion**

We conducted our audit in accordance with the Standards on Auditing (SAs) specified under section 143(10) of the Companies Act, 2013 (the Act). Our responsibilities under those Standards are further described in the Auditor's Responsibilities for the Audit of the Consolidated Financial Results section of our report. We are independent of the Group and its Joint Ventures in accordance with the Code of Ethics issued by the Institute of Chartered Accountants of India together with the ethical requirements that are relevant to our audit of the financial statements under the provisions of the Companies Act, 2013 and the Rule thereunder, and we have fulfilled our other ethical responsibilities in accordance



with these requirements and the Code of Ethics. We believe that the audit evidence obtained by us and other auditors in terms of their reports referred to in "Other Matters" paragraph below, is sufficient and appropriate to provide a basis for our opinion.

### **Emphasis of Matters**

We draw the attention to:

#### **1. Container Corporation of India Limited**

- a) Refer Note no. 30, 39 and 51, which describe payment of Land License Fee to Indian Railways for land leased to it on the basis of company assessment in line with Master circular dated 04.10.2022 issued by Railway and is not final. In view of the uncertainty of the lease terms, No Right of Use (ROU) has been assessed as required under Ind AS 116.
- b) Refer Note no. 12 of the financial statements, which discloses trade receivables of ₹24.56 crore that have remained outstanding for more than three years. The management has made a provision for doubtful debts amounting to ₹4.84 crore. No provision has been made for the remaining ₹19.72 crore, which includes ₹6.52 crore from certain parties against whom the company has initiated legal proceedings. The ultimate outcome of these litigations remains uncertain.
- c) Balances of Sundry Debtors, Sundry Creditors, advances etc. to/from including Railways shown in financial statements are subject to confirmation/reconciliation as referred to Note no. 68(a). These balances include outstanding for more than three years. The effect of the same is not ascertainable.

Our opinion is not modified in respect of the above matters.

#### **2. Fresh & Healthy Enterprises Limited**

- a) Note No. 8(c) of their financial statements in respect of sundry debtors there is uncertainty related to the outcome of the lawsuit filed against various sundry debtors. The company has taken appropriate action in this respect.
- b) Note No. 8(a) of their financial statements, include amount recoverable from the customer (i) M/S Elements Exports Rs 19,55,132/- and (ii) M/S Anasuya Fresh India Private Limited Rs.4,77,623/- (iii) M/s. HS Oberoi Spirits Rs.1,59,045/- and M/s. SRC Overseas Rs 70,037/- which are outstanding for more than 1 year. No recovery suit has been filed by the company against them.
- c) Note no. 43(g) to their financial statements, which describes that HSIDC, vide its letter dated 26.09.2018, has revised the monthly lease rental from Rs. 1.50/- to Rs. 15.00/- per sq.mtr. with a 10% annual escalation effective from 26.03.2018. However, the company has requested HSIDC to maintain the earlier rate of Rs. 1.50/- per sqm tr. Until it starts earning profits. In case the revised rate is enforced, a liability of Rs. 1,135.83 lakhs may arise.

Our opinion is not modified in respect of the above matters.





### 3. CONCOR AIR LIMITED

#### **Material Uncertainty Related to Going Concern: -**

We draw attention to Note No. 2.4 in their financial statements which specifies that operations of the company have been discontinued in FY 2022-23 due to termination of concession with MIAL and there had been no business operations during FY 2023-24 and 2024-25. However, the Management is in the process of entering into agreement with Holding Company to manage the Air Freight Business in terminals Holding Company under mutually agreed terms and conditions.

This situation indicates the existence of Material Uncertainty that may cast significant doubt about the Company's ability to continue as a going concern. However, our conclusion is not modified in respect of this matter.

#### **Key Audit Matters**

Key audit matters are those matters that, in our professional judgment, were of most significance in our audit of the financial statements of the current year ended 31st March 2025.

We have determined that there are no key audit matters to communicate in our report.

#### **Management Responsibilities for the Consolidated Financial Results**

These consolidated financial results have been prepared on the basis of the consolidated financial statements. The holding company's Board of Director is responsible for the preparation and presentation of these consolidated financial results that give a true and fair view of the net profit and other comprehensive income and other financial information of the Group including its joint ventures and associates in accordance with the recognition and measurement principles laid down in Indian Accounting Standards prescribed under Section 133 of the Act read with relevant rules issued thereunder and other accounting principles generally accepted in India and in compliance with Regulation 33 and Regulation 52 of the listing Regulations. The respective Board of Directors of the companies included in the Group, its Joint Ventures and Associates are responsible for maintenance of adequate accounting records in accordance with the provisions of the Act for safeguarding of the assets of the Group, its Joint Ventures and Associates and for preventing and detecting frauds and other irregularities; selection and application of appropriate accounting policies; making judgments and estimates that are reasonable and prudent; and the design, implementation and maintenance of adequate internal financial controls, that were operating effectively for ensuring accuracy and completeness of the accounting records, relevant to the preparation and presentation of the Consolidated Financial Results that give a true and fair view and are free from material misstatement, whether due to fraud or error, which have been used for the purpose of preparation of the Consolidated Financial Results by the Directors of the Holding Company, as aforesaid.

In preparing the Consolidated Financial Results, the respective Board of Directors of the companies included in the Group and its Joint Ventures are responsible for assessing the ability of the Group and its Joint Ventures to continue as a going concern, disclosing, as applicable, matters related to going concern and using the going concern basis of accounting unless the respective Board of Directors either intends to liquidate the Group or to cease operations, or has no realistic alternative but to do so.

The respective Board of Directors of the companies included in the Group, its Joint Ventures and Associates are responsible for overseeing the financial reporting process of the Group and its Joint Ventures





## Auditor's Responsibilities for the Audit of the Consolidated Financial Statements

Our objectives are to obtain reasonable assurance about whether the consolidated financial statements as a whole are free from material misstatement, whether due to fraud or error and to issue an Auditor's Report that includes our opinion. Reasonable assurance is a high level of assurance, but is not a guarantee that audit conducted in accordance with SAs will always detect a material misstatement when it exists. Misstatement can arise from fraud or error and are considered material if, individually or in the aggregate they could reasonably be expected to influence the economic decisions of users taken on the basis of these consolidated financial statements.

As part of an audit in accordance with SAs, we exercise professional judgment and maintain professional skepticism throughout the audit. We also:

- a. Identify and assess the risks of material misstatement of the Consolidated financial statements whether due to fraud or error, design and perform audit procedures responsive to those risks and obtain audit evidence that is sufficient and appropriate to provide a basis for our opinion. The risk of not detecting a material misstatement resulting from fraud is higher than for one resulting from error, as fraud may involve collusion, forgery, intentional omissions, misrepresentations or the override of internal control.
- b. Obtain an understanding of internal controls relevant to the audit in order to design audit procedures that are appropriate in the circumstances. Under section 143(3)(i) of the Act, we are also responsible for expressing our opinion on whether the Group and its associates and jointly controlled entities has adequate internal financial controls system in place and the operating effectiveness of such controls.
- c. Evaluate the appropriateness of accounting policies used and the reasonableness of accounting estimates and related disclosures made by management.
- d. Conclude on the appropriateness of management's use of the going concern basis of accounting and, based on the audit evidence obtained, whether a material uncertainty exists related to events or conditions that may cast significant doubt on the ability of the Group and its associates and jointly controlled entities to continue as a going concern. If we conclude that a material uncertainty exists, we are required to draw attention in our auditor's report to the related disclosures in the consolidated financial statements or, if such disclosures are inadequate, to modify our opinion. Our conclusions are based on the audit evidence obtained up to the date of our auditor's report. However, future events or conditions may cause the Group and its associates and jointly controlled entities to cease to continue as a going concern.
- e. Evaluate the overall presentation, structure and content of the consolidated financial statements, including the disclosures, and whether the consolidated financial statements represent the underlying transactions and events in a manner that achieves fair presentation.
- f. Obtain sufficient appropriate audit evidence regarding the financial information of the entities or business activities within the Group and its associates and jointly controlled entities to express an opinion on the consolidated financial statements. We are responsible for the direction, supervision and performance of the audit of the financial statements of such entities included in the consolidated financial statements of which we are the independent auditors. For the other entities included in the consolidated financial statements which have been audited by other auditors, such other auditors remain responsible for the direction, supervision and performance of the audits carried out by them. We remain solely responsible for our audit opinion.

We communicate with those charged with governance of the Holding Company and such other entities included in the consolidated financial statements of which we are the independent auditors regarding among other matters, the planned scope and timing of the audit and significant audit findings including any significant deficiencies in internal control that we identify during our audit.





We also provide those charged with governance with a statement that we have complied with relevant ethical requirements regarding independence and to communicate with them all relationships and other matters that may reasonably be thought to bear on our independence and where applicable related safeguards.

We also performed procedures in accordance with the circular issued by the SEBI under Regulation 33(8) of the Listing Regulations, as amended, to the extent applicable.

### **Other Matter**

#### **1. Container Corporation of India Limited**

We did not audit the financial statements / financial information of four (4) subsidiaries, whose financial statements/ financial information reflect total assets of Rs. 431.43 Crores as at 31st March 2025, total revenues of Rs. 82.12 Crores and net cash flow amounting to Rs. 13.79 Crores for the year ended on that date as considered in the consolidated financial statements. The consolidated financial statements also include the Group's share of net profit of Rs. 8.12 Crores for the year ended 31st March 2025 as considered in the consolidated financial statements, in respect of two (2) jointly controlled entities, whose financial statements/ financial information have not been audited by us. These Financial statements / financial information have been audited by other auditors whose reports have been furnished to us by the Management and our opinion on the consolidated financial statements in so far as it relates to the amounts and disclosures included in respect of these subsidiaries and jointly controlled entities and our report in terms of sub-sections (3) and (11) of Section 143 of the Act, in so far as it relates to the aforesaid subsidiaries and jointly controlled entities, is based solely on the reports of the other auditors.

The consolidated financial statements also include the Group's share of net profit of Rs. 24.02 Crores for the year ended 31st March 2025 as considered in the consolidated financial statements, in respect of nine (09) jointly controlled entities, whose financial statements / financial information have not been audited by us. These financial statements /financial information are unaudited and have been furnished to us by the Management and our opinion on the consolidated financial statements, in so far as it relates to the amounts and disclosures included in respect of these jointly controlled entities and our report in terms of sub sections (3) and (11) of Section 143 of the Act in so far so it relates to the aforesaid jointly controlled entities, is based solely on such unaudited financial statements / financial information. In our opinion and according to the information and explanations given to us by the Management, this financial statements / financial information is not material to the Group.

Our opinion on the consolidated financial statements and our report on Other Legal and Regulatory Requirements below is not modified in respect of the above matters with respect to our reliance on the work done and the reports of the other auditors and the financial statements / financial information certified by the Management.





## 2. SIDCUL CONCOR Infra company limited

The preparation of Ind AS financial Statement is the management responsibility, where in during the course of Audit, below matters, although appropriately presented or disclosed in the financial statements, that is of such importance that it is fundamental to users' understanding of the financial statements are stated as under.

### 1) Reference: - Note 22: Other current financial liabilities

The Balances payables for Other Current Financial liabilities such as Payable against Capital Purchase and Other Current Payables are outstanding for long period of time which are considered good and undisputed as per information and details representation by Management.

| Details                          | As at March 31, 2025 | Less than 1 Year | 1-2 Years | 2-3 Years | More than 3 Years |
|----------------------------------|----------------------|------------------|-----------|-----------|-------------------|
| Payable against capital purchase | 3,050.315            | 00.00            | 24.068    | 0.00      | 3,026.247         |
| Other Current Liabilities        | 2,554.251            | 512.721          | 616.110   | 246.435   | 1,1178.985        |
| Total                            | 5,604.566            | 512.721          | 640.178   | 246.436   | 4,205.232         |

(Amount in thousands '000)

### 2) Reference: - Note 42: Trade Payables aging schedule as at 31.03.2025

The balance of Trade Payable Other than MSME, depicted as Others in Schedule 42 for Rs 16,208.06 (Amount in Thousands '000), consist of Expenses Payable for UPCL amounting to Rs 681.72 (Amount in Thousands '000) for a temporary connection (Category Tarif - RTS -7 having Load 355 KVA for KNO-LP 427 with Connection number T-159).

Wherein the Company has collected amounts from various vendors on account of electricity expenses during the Year 2015 to Year 2018, which is payable to UPCL for electricity bill against the temporary connection, the billing for which is not received since March 2015 to date of disconnection and according not paid by the company till date.

Management is requested to take sufficient and appropriate action for either payment to UPCL against the payables outstanding in books since Year 2015 or refund of money collected from vendor on account of electricity charges.

### 3) Trade Receivables & Trade Payables

Balance confirmation for Receivables and Payables (Trade Payable and Other financial current and non-current liability) is not available with the entity, Advance collected from many customers amounting to Rs 8,174.519 (Amount in Thousands '000), Including VDS are not confirmed from vendors.

There should be proper mechanism for balance confirmations to be maintained for the stakeholders.

### 4) Inventories

Stores and spares for Rs 28.20 Lakhs include items costing Rs 1.07 Lakhs (121 Units for Spares) & Rs.1.49 Lakhs (825 Ltr for oils), which have not been consumed during last 12 Months and is slow moving. The management expects to use the items in the operations as per requirement and has not provided any allowance for obsolete stores considering good such Spares and oil.

Furthermore, we do not qualify our audit opinion due to aforementioned other matters.





## Report on Other Legal Matter

### Container Corporation of India Limited


We draw attention to the fact that the position of Independent Director remained vacant during the period from November 9<sup>th</sup>, 2024 to March 31<sup>st</sup>, 2025. Consequently, the Company did not have any Independent Directors on its Board during this period, which is not in compliance with the provisions of Section 149(4) of the Companies Act, 2013 and the applicable requirements under the SEBI (Listing Obligations and Disclosure Requirements) Regulations, 2015



**For Hem Sandeep & Co.**

Chartered Accountants

FRN: 009907N

  
CA. Priyank Varshney

Partner

M. No. 421308

UDIN: 25421308BMNXKX8973

Place: Delhi

Date: May 22<sup>nd</sup>, 2025


## DECLARATION

### Declaration Pursuant to Regulation 33(3)(d) of SEBI (Listing Obligations and Disclosure Requirements) Regulations, 2015.

It is hereby declared that the Statutory Auditors, M/s Hem Sandeep & Co., Chartered Accountants, have issued the Audit Report(s) with unmodified opinion on the **Standalone Audited Financial Statements** of the Company for the year ended on 31.03.2025.

This declaration is issued pursuant to Regulation 33(3)(d) of SEBI (Listing Obligations and Disclosure Requirements) Regulations, 2015 as amended from time to time.

For **Container Corporation of India Limited,**



(Anurag Kapil)

Date: 22.05.2025

Place: New Delhi

Director (Finance)

(DIN: 06640383)



## DECLARATION

### Declaration Pursuant to Regulation 33(3)(d) of SEBI (Listing Obligations and Disclosure Requirements) Regulations, 2015.

It is hereby declared that the Statutory Auditors, M/s Hem Sandeep & Co, Chartered Accountants, have issued the Audit Report(s) with unmodified opinion on the **Consolidated Audited Financial Statements** of the Company for the year ended on 31.03.2025.

This declaration is issued pursuant to Regulation 33(3)(d) of SEBI (Listing Obligations and Disclosure Requirements) Regulations, 2015 as amended from time to time.

For **Container Corporation of India Limited,**



(Anurag Kapil)

Date: 22.05.2025

Place: New Delhi

Director (Finance)

(DIN: 06640383)

**Container Corporation of India Ltd.**

*A Multi-modal Logistics Company*

(A Navratna CPSE of Govt. of India)

CONCOR Annexe, NSIC MDBP Building, 3rd Floor  
Okhla Indl. Estate, New Delhi-110020

Tel: 011- 41222500, 600,700, Fax : 011-41222790

**Other information- Integrated Filing (Financial) - For the quarter and Twelve months ended 31 March 2025**

| SI.no. | Requirement   | Remarks                        |
|--------|---|--------------------------------|
| B.     | Statement of Deviation or Variation for Proceeds of Public Issue, Rights Issue, Preferential Issue, Qualified Institutions Placement.etc.   | Not Applicable                 |
| C.     | Disclosure of outstanding default on loans and debt securities  | No Loans, hence Not Applicable |
| D.     | Format for disclosure of Related Party Transactions (applicable only for half- yearly filings)  | Applicable                     |
| E.     | Statement on impact of Audit Qualifications (For Audit Report with Modified Opinion) Submitted along with annual audited financial results - (Standalone and Consolidated separately) (applicable only for annual filing i.e. 4 th quarter) | Not Applicable                 |

Place: New Delhi

Date : 22nd May , 2025



Golok Bihari Dash

Executive Director (Finance and Accounts)

पंजीकृत कार्यालय : कॉनकॉर भवन, सी-3, मथुरा रोड, नई दिल्ली-110076

Regd. Office : CONCOR Bhawan, C-3, Mathura Road, New Delhi-110076

दूरभाष / Tel. 011-41673093, 94, फैक्स / Fax: 011-41673112  
ई-मेल / E-mail: co.pro@concorindia.coma

CIN: L63011DL1988GOI030915  
Visit us at <http://www.concorindia.com>





**Annexure - B**

Details required under SEBI (Listing Obligations and Disclosure Requirements) Regulations, 2015 read with SEBI Circular No. SEBI/HO/CFD/CFD-PoD-1/P/CIR/2023/123 dated July 13, 2023

| Sr. No. | Particulars  | Details   |
|---------|--|---|
| 1.      | Type of securities proposed to be issued (viz. equity shares, convertibles etc.);  | Equity Shares of face value of Rs.5/- each.   |
| 2.      | Type of issuance (further public offering, rights issue, depository receipts (ADR/ GDR), qualified institutions placement, preferential allotment etc.); | Bonus Issue.  |
| 3.      | Total number of securities proposed to be issued or the total amount for which the securities will be issued (approximately);                            | 15,23,23,587 equity shares of Rs.5/- each amounting to Rs.76,16,17,935/-.   |
| 4.      | Whether bonus is out of free reserves created out of profits or share premium account  | The Bonus Shares will be issued from and out of Retained Earnings (Free Reserves) as available on March 31, 2025.   |
| 5.      | Bonus ratio  | 1:4 i.e. One Equity Shares for every four fully paid-up Equity Share.   |
| 6.      | Details of share capital - pre and post bonus issue  | <u>Pre-Bonus Share Capital :</u><br>Issued, Subscribed and Paid-up Capital: Rs.304,64,71,740 divided into 60,92,94,348 Equity shares of Rs.5/- each.<br><br><u>Post-Bonus Share Capital :</u><br>Issued, Subscribed and Paid-up Capital: Rs.380,80,89,675/- divided into 76,16,17,935 Equity shares of Rs.5/- each. |
| 7.      | Free reserves and/ or share premium required for implementing the bonus issue  | Retained Earnings (Free Reserves): Rs.76.16 Crore.  |
| 8.      | Free reserves and/ or share premium available for capitalization and the date as on which such balance is available                                      | Balance as on 31.03.2025 are:<br>Retained Earnings: Rs.10,335.67 Crore<br>General Reserves: Rs. 1,709.16 Crore  |
| 9.      | Whether the aforesaid figures are audited  | Yes, Audited.   |
| 10.     | Estimated date by which such bonus shares would be credited/dispatched   | Within 2 months from the date of Board approval i.e. on or before July 21, 2025.  |

**Appointment of Internal Auditors of CONCOR**  
**(on completion of term of Existing Internal Auditors)**

| Sr.No. | Particulars  | CO & Area I  | Area II   | Area III  | Area IV  |
|--------|--|--|---|---|--|
| 1      | Reason for change  | Appointment of M/s JKSS & Associates as Internal Auditors of & Corporate Office & Area I.  | Appointment of M/s Batliboi & Purohit as Internal Auditors of Area II (West). | Appointment of M/s Tarun Kandhari & Co. LLP as Internal Auditors of Area III (South). | Appointment of M/s MAPSS And Company as Internal Auditors of Area IV (East). |
| 2      | Date of Appointment  | Board Meeting dated May 22, 2025   |   |   |  |
| 3      | Term of Appointment  | Their appointment, with the provision of yearly renewal based on performance, is for a period of 3 years commencing from FY 2025-26. |   |   |  |
| 4      | Brief Profile  | Refer Note 1   | Refer Note 2  | Refer Note 3  | Refer Note 4   |
| 5      | Disclosure of relationships between directors (in case of appointment of a director) | Not applicable   |   |   |  |

**Note 1:**

**JKSS & Associates** (Formerly known as J K Sarawgi & Company) is a Delhi based Chartered Accountants firm, having one of its branch offices in Jaipur. The firm provides range of accounting, assurance, tax consulting, ROC work and corporate and other financial services.



**Note 2:**

**Batliboi & Purohit** is a Mumbai based Chartered Accountants firm, having one of its branch offices in Delhi. The firm has carried out various assignments from Public and Private sectors in the field of Statutory Audits, Concurrent Audits, Internal Audits, Dealing Room Audits, Monitoring of finance, Stock and Receivables Audits, Investigative Audits, handling the matters of taxation, valuation of Companies and consultancy etc.

**Note 3:**

**Tarun Kandhari & Co. LLP** is a Delhi based Chartered Accountants firm, having one of its branch offices in Chennai. The firm is offering fully specialized services such as auditing, business consulting, tax consulting, accounting services, human resource management and secretarial services, etc.

**Note 4:**

**MAPSS And Company** is a Delhi based Chartered Accountants firm, having one of its branch offices in Kolkata. The firm provides services in the areas of: Audit & Assurance, Forensic Audit, Concurrent Audit, Cyber Audit, Management Audit, Special Purpose Audit, Stock Audit, Book Debt Audit, Information System Audit, Bank Audit, World Bank Project Audit, Taxation (Direct & Indirect), International Taxation, Transfer Pricing, Company Law Matters, Insolvency Resolution Professional etc.